


# Stage Profile - The Pekoe Trail App Manual


## Trail Description

Tap “View stage profile” of a specific stage to view detailed information, including Distance, Estimated time, Elevation, Latest Updates, etc. Please be advised that the estimated time may be different for each person. We suggest giving yourself additional time unless you are an experienced hiker.





## Trail Map

These trail maps are provided for each trail for ease of navigation through the trail.



## Trail Rules

Tap the “Information” icon on the trail map to view “Trail Rules” provided as guidelines to follow while hiking through the trail.



## Emergency Help

Tap the “Alert” icon on the trail map to view the following emergency help contact details which you can refer to these lists in case of an emergency.

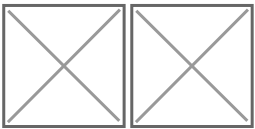


- Emergency Contact
- Hospitals
- Police stations



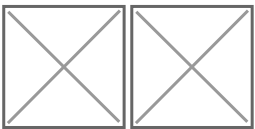
## Trail Navigation

- Tap “Get Directions” to find the starting point of the trail from your location.
- Tap “Start navigation” and then access the mobile device’s Map function to navigate through the trail.
  - The app will prompt you to input the direction you’re going on the trail, so be sure to select the appropriate starting point.
- The app provides real-time GPS tracking, turn-by-turn directions, and points of interest along the trail.



## Share Stages

Tap “Share” to share the stage details on social media platforms or with others, like family members to let them know your plans for the day.



## Save Stages

Tap “Save” to mark the stage profile as a favourite. Upon tap, the stage will be marked as “Saved”.



## Points of Interests

Select the “Points of interests” tab to view highlighted locations along the trail that would spark interest in exploring the trail.



## Gallery

- Select the “Gallery” tab to view photos of the trail uploaded by hikers.

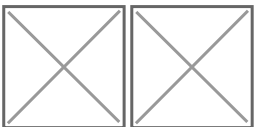


You can tap “+Upload media” to share photos from your own trail experience by either taking a new photo by tapping “Take photo” or via browsing the gallery to upload a photo by tapping “Browse photo”.



## Stories

Select the “Stories” tab to listen to audio-format stories sharing trail experiences while reading through it as well.



## Reviews and Ratings

Select the “Reviews” tab to see the shared personal experiences and opinions of other hikers as well as ratings given by them based on their personal trail experience.



You can tap “Add review” to share your own trail experience to help the hiking community.



---

Revision #2

Created 29 October 2025 07:03:46 by The Pekoe Trail

Updated 6 November 2025 06:38:05 by The Pekoe Trail